International Journal of Education, Vocational and Social Science
https://e-journal.citakonsulindo.or.id/index.php/IJEVSS
E-ISSN : 2963 4954
IJEVSS

Conflict Resolution of the 288 Movement in Indonesia: Searching for Causes, and Actors

Jundan Restu Alam[1]
[1]Republic Indonesia Defense University, Indonesia
Rahman Aditya[2]
[2]Republic Indonesia Defense University, Indonesia
Lukman Yudho P[3]
[3]Republic Indonesia Defense University, Indonesia
Yulian Azhari[4]
[4]Republic Indonesia Defense University, Indonesia

Corresponding Author: jundan993@gmail.com

Abstract

This study examines the 288 Action Movement in Indonesia, tracing the roots of the conflict, actors, and objectives through digital-based qualitative methods and NVivo analysis. The conflict was triggered by the issue of salary increases for members of the House of Representatives, which sparked widespread demands and revolutionary narratives. Key actors included civil society (citizen actions), students, workers, and those calling for action. The analysis shows an imbalance between legal guarantees and security practices, where public criticism is often considered a threat. Using Galtung's framework, the conflict resolution model identifies the dominance of Negative Peace (N), which focuses only on the elimination of direct violence. The model concludes that the government has not fully implemented Positive Peace (P)—the elimination of Structural Violence—a condition that risks repeating the events of the 1998 Reformation. The results recommend the need for a more dialogical and sustainable resolution model.

Keywords: Conflict Resolution, NVivo Analysis, Civil Society Actors, Structural Violence

INTRODUCTION

The 288 Movement reflects the dynamics between civil rights, political legitimacy, and democratic practices that are still developing in Indonesia. This action emerged as a form of public

Copyright at authors some right reserved this work is licensed under a Creative Commons Attribution-Share Alike 4.0 International License

demand for transparency, social justice, and representation that was considered insufficiently reflective of the interests of the people, as the House of Representatives was perceived to be more biased towards party interests(Zein, 2025). Furthermore, a number of important bills required by the public, such as the Criminal Asset Seizure Bill, have not yet been finalized(Adiputro, 2024). This situation further emphasizes the distance between the public and representative institutions, causing public aspirations to shift from formal channels to street protests. When demands are not accommodated institutionally, demonstrations become the most visible form of political communication in a democracy.

Demonstrations are a legitimate form of freedom of expression, but in the digital age, these actions are influenced by often uncontrolled information flows. Disinformation and hoaxes deepen polarization and trigger escalation in the field. The tension between freedom of expression and security measures highlights the paradox of democracy: the law guarantees the right to speak, but practices in the field still reflect the weak implementation of substantive democratic values. (Suharto, 2025) (National Commission on Violence Against Women, 2025).

The events surrounding Movement 288 highlight the imbalance between legal protection and security practices. The death of Affan Kurniawan by a Brimob tactical vehicle raises questions about the proportionality of the use of force. In addition, the arbitrary arrest of activists (such as Delpedro Marhaen) shows that public criticism is often treated as a threat rather than a civil right.(Fadhlan, 2025). This confirms phenomena that the implementation of the right to freedom of expression in Indonesia is still constrained, especially when public protests are misinterpreted as treason or foreign interference (Amnestypedia, nd) (Yaputra, 2025).

There is a gap between rules and practice. Normatively, the 1945 Constitution and Laws 9/1998 and 7/2012 guarantee freedom of expression and the resolution of conflicts through dialogue. However, in practice, the approach often shifts to the enforcement of Articles 160 and 170 of the Criminal Code, which emphasize control. As a result, there is a discrepancy between the principle of law based on the protection of rights and security practices that are more reactive than reconciliatory. According to Galtung and Lederach, positive peace requires the transformation of social relations, going beyond just peacekeeping or temporary peacemaking efforts.(Ercoskun, 2021) (Lederach, 2016). However, the repressive nature of the handling of the 288 Movement reveals a paradox: the law guarantees freedom, but the bureaucracy prioritizes stability over the human rights of citizens(Mardiansyah, 2025).

The main issues of this study include: (1) how the gap between legal norms and the practice of enforcing freedom of expression contributes to the escalation of conflicts such as the

Copyright at authors some right reserved this work is licensed under a Creative Commons Attribution-Share Alike 4.0 International License

288 Movement; (2) how the interaction between civil society, students, officials, and the government shapes the dynamics of conflict; and (3) to what extent a dialogical approach can prevent similar violence in the future.

The objective of this research is to trace the roots of the 288 Movement conflict by mapping its causes, actors, objectives, and patterns of interaction, while also assessing the discrepancies between regulations and practices in the field. The results are expected to produce a more dialogical, fair, and sustainable conflict resolution model. Using qualitative methods and NVivo analysis, this study seeks to enrich the study of conflict resolution in Indonesia and provide policy recommendations that balance law enforcement, public participation, and respect for human rights.

RESEARCH METHODS

This study uses a digital-based qualitative method combined with analysis using NVivo software. Digital research allows researchers to collect, process, and analyze data from online sources such as social media, online news, and digital videos using a thematic coding system(Gatot et al., 2022). The following pie chart explains the research methods used:

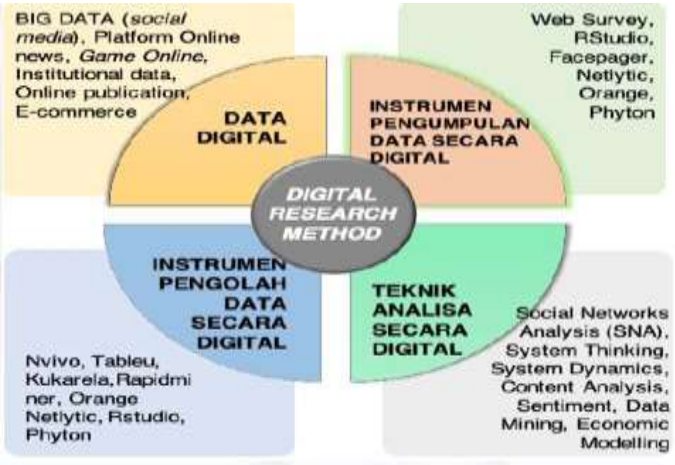

Figure 1. Digital Qualitative Research Model
Source:(Gatot et al., 2022)

Researchers used this model through the following stages:

1. Digital data was collected from social media, online platforms, digital publications, and institutional data.

Copyright at authors some right reserved this work is licensed under a Creative Commons Attribution-Share Alike 4.0 International License

2. Digital data collection instruments used web surveys as the main data collection tool.
3. Digital data processing instruments used NVivo 12 to compile thematic coding and content analysis.
4. The digital analysis technique applied is content analysis.

Type of research used

This study uses a digital case study approach, which is a method that examines a phenomenon or activity in depth within a specific time frame and context. Data collection was carried out comprehensively through various techniques tailored to the needs of the study(Gatot et al., 2022).

Data Sources and Types

Based on digital-based qualitative research methods(Gatot et al., 2022), the data sources for this study consist of big data (social media), online platforms, and online publications. The types of data used in this study include:

1. Primary (Digital) Data
   a. Video clips of events and online interviews related to the 288 Movement.
   b. Official or public social media content (posts, comments, hashtags).
   c. Transcripts of public online conversations (forums, YouTube comments, Twitter threads).
2. Secondary Data (Digital Documented Source)
   a. Online articles news, investigative reports, and journals discussing the events of the 288 Movement.
   b. Official documents such as press releases, institutional statements, or previous research results(Ahyar et al., 2020).

Data Collection Techniques

Data collection techniques were carried out in the following stages:

1. Exploration of digital data sources by collecting them through keyword searches in accordance with research needs, such as "People's Revolution," "Dissolve the House of Representatives," and "Peaceful Action," including other keywords in accordance with research needs.
2. After the exploration stage, the researcher continues with digital observation by collecting data from the internet, including articles, photos, videos, and other types of data(Gatot et al., 2022) (Ahyar et al., 2020).

Copyright at authors some right reserved this work is licensed under a Creative Commons Attribution-Share Alike 4.0 International License

Data processing instruments

Based on digital-based research methods(Gatot et al., 2022), the main research instrument is a thematic coding sheet in NVivo 12 Plus, which serves to identify:

Table 1. The main research tool was a thematic coding sheet in NVivo 12 Plus.

Analysis Category	Indicators	Digital Data Sources
Causes of Conflict	Political and social issues	News articles, analysis videos, opinion posts, statement videos, social media, organizational websites, social media captions, engagement rates, official documents, press conferences, and dialogue results
Movement Actors	Identification of individuals, groups, and institutions involved	
Online Narrative Dynamics	Public and media perceptions of the 288 Movement	
Conflict Resolution	Forms of negotiation, mediation, government intervention, and relevant theories	

Source: Processed by researchers (2025)

Coding is done hierarchically using nodes in NVivo:

1. Main nodes: Causes, Actors, Goals, Resolutions.
2. Sub-nodes: themes and patterns that emerge from text, video, and online interactions.

This coding will produce a hierarchical chart of the themes that most frequently appear in the analysis categories in the table(Sonya et al., nd).

Data Analysis Techniques

Data analysis follows a digital-based content analysis approach with the following steps:

1. Data Reduction: selecting and filtering relevant sources.
2. Thematic Coding: using NVivo to mark themes and categories of meaning.
3. Data Visualization: maps of actor relationships, issue frequency, and public sentiment are created using features such as hierarchy charts, word trees, group queries, cluster analysis, explore diagrams, and comparison diagrams in NVivo.

Copyright at authors some right reserved this work is licensed under a Creative Commons Attribution-Share Alike 4.0 International License

4. Data Interpretation: linking the analysis results to theories relevant to the research and turning them into a conflict resolution model.

Development of a Conflict Resolution Model for the 288 Action Movement

Researchers will develop an integrative coding system that incorporates conflict resolution theories in the study of global protest movements. This coding system will then be mapped into a solution model for conflict prevention, formulated based on academic literature and scientific research findings using Nvivo 12.

RESULTS AND DISCUSSION

The research results were obtained through digital source exploration, online data collection, and thematic coding using NVivo 12 Plus, in accordance with the digital research methods described in the research methods section. The data analyzed came from demonstration videos, online news articles, social media posts, public comments, and official documents, resulting in three main categories in line with the research focus, namely: (1) Causes of Conflict; (2) Actors; and (3) Movement Goals, as well as (4) Dynamics of Conflict Resolution. The following is a diagram of the sources obtained by the researcher.

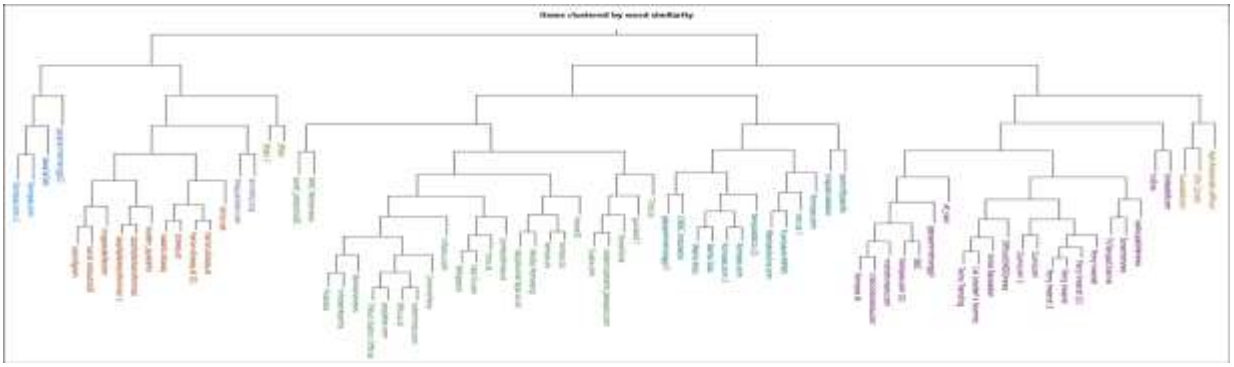

Figure 2. Data Source Research
Source: Processed by researchers (2025)

Causes of the 288 Movement Conflict

Thematic coding identified nine sub-nodes as factors causing the escalation of the 288 Movement. These themes are the result of consolidating social media big data, online articles, and

Copyright at authors some right reserved this work is licensed under a Creative Commons Attribution-Share Alike 4.0 International License

public narratives as compiled during the digital exploration and problem identification stages, including:

1. The House of Representatives is not representative of the people (increase in salaries and allowances for House members at a time when Indonesia's economy is sluggish)(antaranews.com, 2025).
2. The issue of the August 25 and 28, 2025 demonstrations. Digital sources from the internet.
3. The issue of treason and stigmatization of public narratives (the issue of revolution, dissolving the DPR, and removing the President and Vice President).
4. Clashes and riots during demonstrations, resulting in casualties.
5. The actions of citizens during demonstrations.
6. Arrest of students and activists/citizens.
7. Figures influencing the protests/demonstrations.

Here, researchers created thematic coding sheets that were entered into sub-nodes based on the main nodes, which were then analyzed. The following are the results of the thematic coding that has been processed.

Table 2 Category Analysis of the Causes of Conflict in the 288 Movement

Main Node	Sub-node
Causes of the 288 Movement Conflict	• Increase in DPR salaries and allowances • Issue of demonstrations on August 25 and 28, 2025 • Issue of revolution, compared to the DPR, and removing the President and Vice President • Demonstrations clash and become chaotic • Death of an online motorcycle taxi driver • Deaths • Citizen actions • Arrests of students and activists/community members • Influential figures

Source: Processed by researchers (2025)

After analysis, several sub-nodes were found to have the most narratives (influence). Sub-nodes that had been coded thematically according to the analysis categories produced data

Copyright at authors some right reserved this work is licensed under a Creative Commons Attribution-Share Alike 4.0 International License

visualizations from the most to the least narratives.

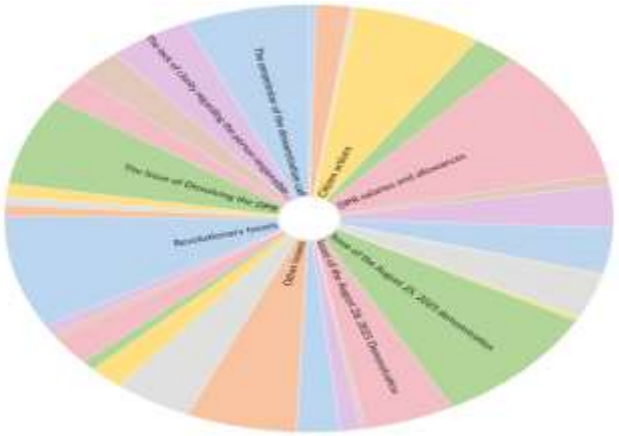

Diagram 1 Hierarchy Chart Data visualization of the causes of conflict
Source: Processed by researchers (2025)

Based on the hierarchy chart, DPR salaries and allowances emerged as the biggest topic, indicating that the issue of DPR salaries and allowances was the main trigger for public discourse before and after the demonstrations on August 25–28, 2025.

In addition, there are several other sub-nodes that are also important factors influencing the dynamics of the narrative related to the August 25-28, 2025 demonstrations, including:

1. Revolutionary Issues, narratives with nuances of demands for major changes, which were also the objectives of the August 25 demonstrations.
2. Issue of the August 25, 2025 Demonstration, focus on the chronology and causes of the demonstrations.
3. Citizen actions, public responses and actions related to the demonstration.
4. The Issue of Dissolving the DPR, discourse on dissolving the DPR as a form of public dissatisfaction.
5. The perpetrators of the demonstration, debate regarding the actors or parties behind the action.
6. Other Issues, various additional topics that broaden the spectrum of the narrative.
7. The lack of clarity regarding the person responsible, the lack of clarity surrounding the actor has sparked speculation.
8. Issue of the August 28, 2025 Demonstration, expansion of the narrative of the action to August 28.

Copyright at authors some right reserved this work is licensed under a Creative Commons Attribution-Share Alike 4.0 International License

International Journal of Education, Vocational and Social Science
https://e-journal.citakonsulindo.or.id/index.php/IJEVSS
E-ISSN : 2963 4954
IJEVSS

Overall, public discourse focused not only on the issue of DPR salaries, but also on a range of political and social issues and public responses that shaped the wave of opinion leading up to the demonstrations. The previous pie chart shows that DPR salaries and allowances are the largest category in the overall narrative. In addition to being the cause, this category is also the main target. To see how the code is connected to other themes, a group query was conducted to map the relationships between codes and related items.

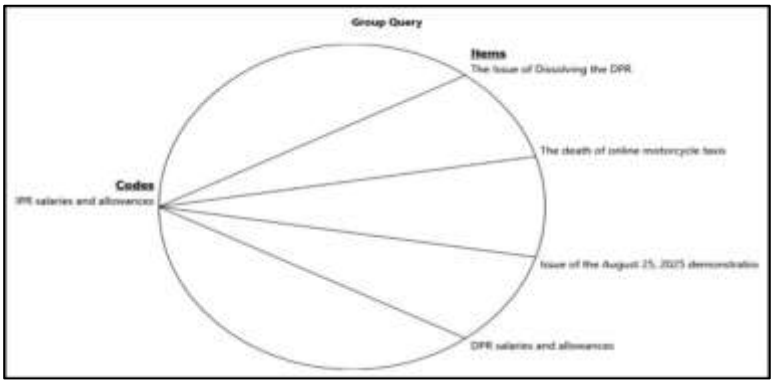

Diagram 2 Group Query Showing the Relationship Between DPR Salaries and Allowances with Several Items

Source: Processed by researchers (2025)

The Group Query diagram shows that the code DPR salaries and allowances is directly linked to several items, namely:

1. The Issue of Dissolving the DPR
1. The death of online motorcycle taxis
2. Issue of the August 25, 2025 demonstration
3. DPR salaries and allowances (as the most dominant item)

The findings map shows that the polemic surrounding the issue of DPR salaries and allowances does not stand alone, but arises alongside other topics that help shape the flow of public conversation. Thus, these findings are consistent with the pie chart results, which show that the issue of DPR welfare is at the center of the narrative that influences various themes. In the context of the August 28 demonstration, the spotlight on the death of online motorcycle taxis also placed the issue of DPR welfare as one of the main triggers.

Then, from the Query Group, the second biggest cause with the code Revolutionary Issues also has a direct connection with several items, as shown in the following Query Group diagram:

Copyright at authors some right reserved this work is licensed under a Creative Commons Attribution-Share Alike 4.0 International License

International Journal of Education, Vocational and Social Science
https://e-journal.citakonsulindo.or.id/index.php/IJEVSS
E-ISSN : 2963 4954
IJEVSS

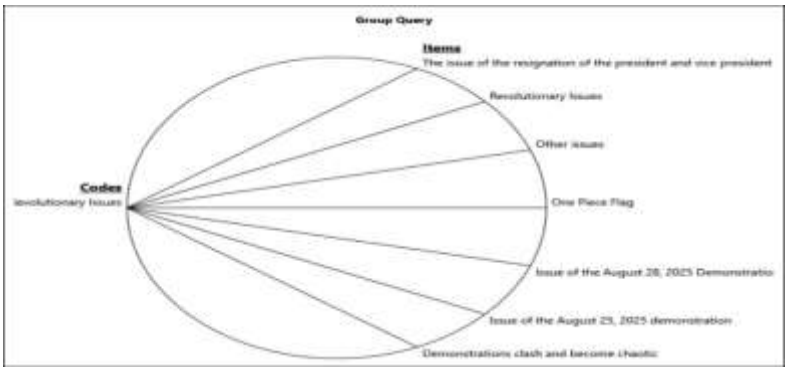

Diagram 3 Group Query Showing the Relationship Between Revolutionary Issue with Several Items

Source: Processed by researchers (2025)

The Group Query Diagram shows that Revolutionary Issues acted as the driving force behind the narrative of demands, rather than the initial trigger for action. While the controversy over DPR salaries and allowances had previously sparked the movement, this visual shows how the discourse of revolution developed into the main direction of the masses' demands. A series of related items, ranging from calls for resignation, clashes, to symbols such as the One Piece Flag, signify the broadening spectrum of revolutionary narratives that strengthened the mobilization of actions on August 25-28, 2025. These revolutionary issues intensified after the controversy over the increase in DPR salaries, which was seen as one of the triggers for the demonstrations.

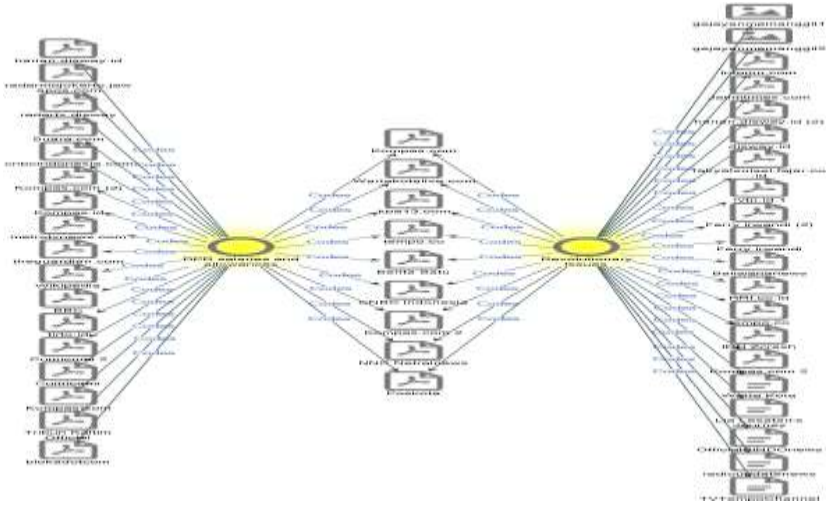

Figure 3. Image Comparing DPR Salary and Allowance Codes with the Revolution Issue

Source: Processed by researchers (2025)

Copyright at authors some right reserved this work is licensed under a Creative Commons Attribution-Share Alike 4.0 International License

This diagram shows that the two sub-nodes, DPR salaries and allowances and Revolutionary Issues, often appear together in many data sources. However, the number of documents containing Revolutionary Issues is greater, so that the narrative of revolution appears to be more dominant than the issue of DPR salaries.

In summary, the digital map shows that the protests began with DPR salaries and allowances, but developed into a broader wave of demands through a combination of revolutionary discourse, public reaction, and issues that arose throughout the series of actions. Of the two, many data sources appear together, but there are more documents containing revolutionary issues than DPR salaries and allowances, making the narrative of revolution one of the main factors causing the 288 movement conflict.

Actors/Figures Influencing the 288 Movement

Based on the results obtained and the analysis of digital data on the 288 Movement, there are several key actors/figures influencing the dynamics of the conflict and public narrative. The map of key actors is divided into four groups with contrasting roles. Researchers created a coding sheet similar to the one previously compiled.

Table 3 Analysis Category Actor/Figure of the 288 Movement

Main Node	Sub-node
Actor/Figure of the 288 Movement	• The perpetrator of the demonstration call • Influencing figures • Issue of the main perpetrator of the motorcycle taxi crash • Citizen actions • Indonesian National Police Action • TNI Action • DPR Action • Presidential Action • Buzzer Offer Issue

Source: Processed by researchers (2025)

After analyzing the sub-nodes above, the data visualization is the same as before,

Copyright at authors some right reserved this work is licensed under a Creative Commons Attribution-Share Alike 4.0 International License

visualized with a pie chart diagram from the most to the least frequent narratives.

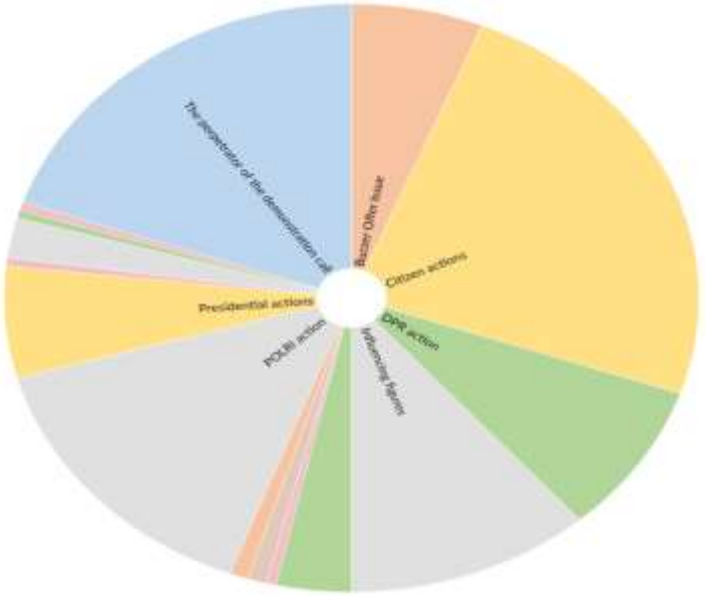

Diagram 4 Hierarchy Chart Data visualization of the Influential actors/figures
Source: Processed by researchers(2025)

Based on the attached pie chart, citizen actions and the perpetrators of the demonstration call emerged as the largest portions, indicating that the dynamics between the call to action and the active response of the community were the main drivers of the narrative of the August 25–28 demonstrations.

In addition, there are several other actors and factors that are important components in the map of actors influencing the dynamics of the narrative, including:

1. Citizen actions: The active involvement of civil society dominates the narrative, indicating that this movement is largely driven by public (grassroots) response.
2. The perpetrator of the demonstration call: A major focus on the initiators or main actors who were called for and orchestrated the demonstration.
3. POLRI action: The actions and responses of the police as security forces are the main focus in handling the action.
4. Influencing figures: The presence of influential figures (opinion leaders) who help shape opinion or mobilize the masses.

Copyright at authors some right reserved this work is licensed under a Creative Commons Attribution-Share Alike 4.0 International License

5. DPR action: Actions or responses taken by the legislative body (DPR) to the demands of the masses.
6. Buzzer Offer Issue: The emergence of issues regarding the involvement or offer of services by buzzers that color conversations on social media.
7. Presidential actions: The spotlight on the steps or responses taken by the President amid the wave of protests.

Overall, the public narrative shifted from a focus on a single issue to interactions between actors. The dominant categories of Citizen actions and Perpetrator of the demonstration call indicate that the core of the conversation was who took action and who initiated it, making the aspect of agency (the actors) more prominent than policy issues.

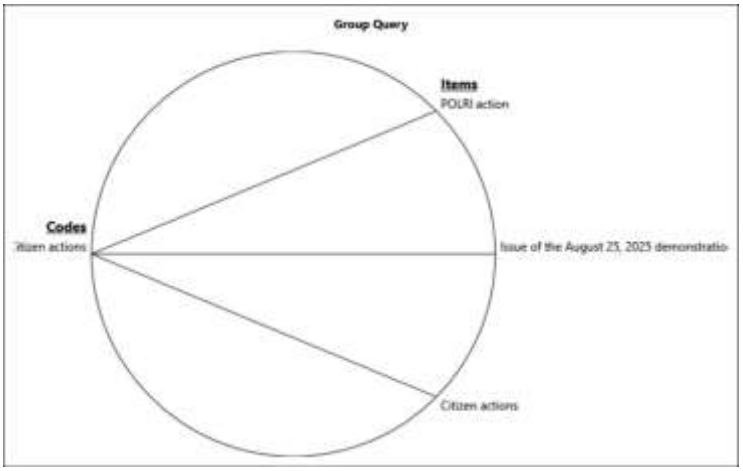

Diagram 5 Group Query Showing the Relationship Between Citizen Action and Several Items
Source: Processed by researchers (2025)

Based on the Group Query diagram, citizen actions (civil society) became the central actor connecting the dynamics of the August 25–28 demonstrations with three main points:

1. Interaction with the Authorities: Directly connected with POLRI actions, indicating friction or reciprocal responses between the masses and the police.
2. Issue Guardians: Acting as the main driving force behind the August 25, 2025 demonstration.
3. Internal Consolidation: The existence of a self-loop indicates the strong solidarity among citizens in amplifying the movement.

Civil society is not merely a participant, but a key actor that drives the narrative, triggers

Copyright at authors some right reserved this work is licensed under a Creative Commons Attribution-Share Alike 4.0 International License

responses from authorities, and maintains the relevance of demands.

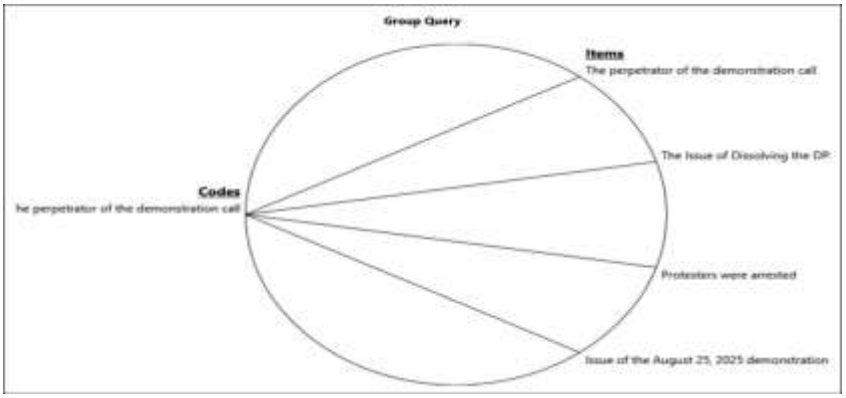

Diagram 6 Group Query Showing RelationshipThe perpetrator of the demonstration calland Several Items
Source: Processed by researchers (2025)

The previous pie chart also highlights the significant role of the perpetrator of the demonstration call (the party calling for action). This group query shows how this actor is closely linked to the escalation of demands (dissolving the DPR) and the real consequences on the ground (protesters were arrested).

The following are the points of connection:

1. Radical Agenda: Directly connected to the issue of dissolving the DPR, showing that the actor calling for action carries a strong narrative regarding the dissolution of parliament.
2. Risks & Consequences: Correlated with protesters being arrested, indicating that the call for mobilization from this actor led to legal confrontations or mass arrests.
3. Issue Reinforcement: Becomes the main axis that defines the Issue of the August 25, 2025 demonstration.

The actors calling for action not only mobilize the masses, but also radicalize the issue (dissolution of the DPR), which has an impact on the security risks of the participants.

Map of Key Actors/Figures in the August 25-28 Demonstrations:

Based on the analysis of available data, the map of key actors is divided into four groups with roles that are in stark contrast to the first codes, namely Citizen Actors:

Copyright at authors some right reserved this work is licensed under a Creative Commons Attribution-Share Alike 4.0 International License

1. Strategic Drivers (Influencers): Ferry Irwandi, Jerome Polin, and Andovi acted as the “brains” who formulated the 17+8 Demands and maintained a peaceful narrative, supported by global resonance from diaspora activists.
2. Field Actors (Masses): Students, workers, and motorcycle taxi drivers showed dual dynamics; performing symbolic actions (distributing flowers) but some were involved in road blockades and physical clashes.
3. Destructive Actors (Riot Triggers): Separate groups (individuals) and accounts gejayanmemanggil and sandisahputera carried out fatal acts of anarchy such as burning public facilities and looting officials' homes.
4. Security Actors: The Indonesian National Armed Forces and the Indonesian National Police responded with defensive to repressive tactics (tear gas), with the Mobile Brigade Corps (Brimob) becoming the main target of the crowd's anger.

The following are the results of Word tree coding data from all files that mention the most narratives related to the actors/figures involved or who spoke out. Here, the researchers only took the two most mentioned from each actor.

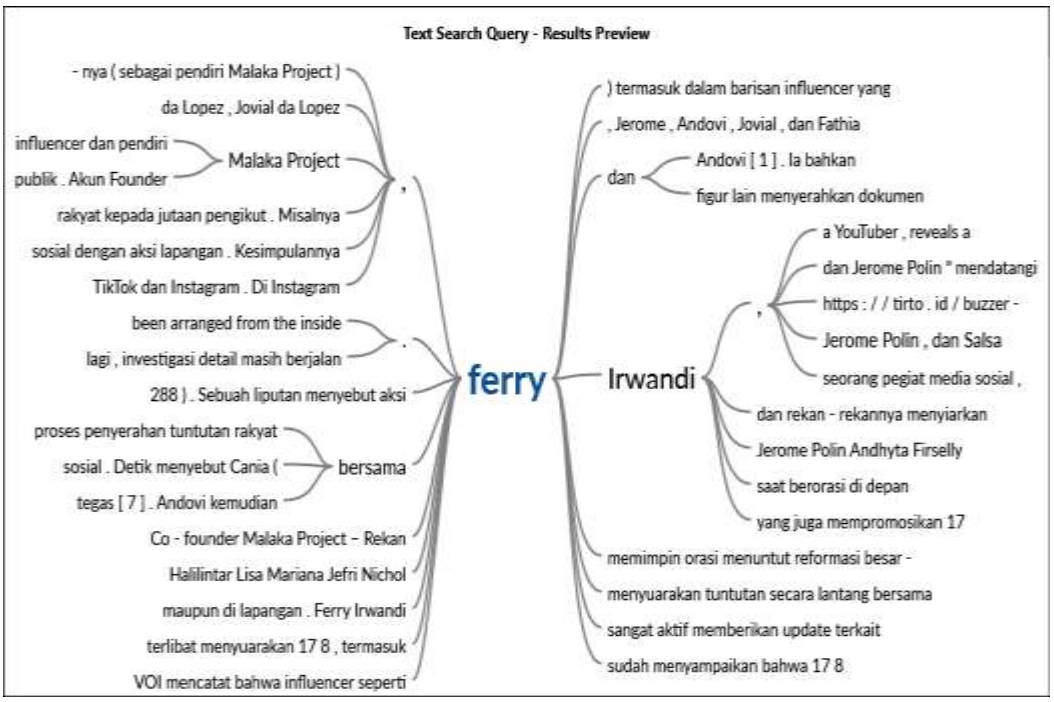

Word Tree 1 Ferry Irwandi as an influential figure
Source: Processed by researchers (2025)

Copyright at authors some right reserved this work is licensed under a Creative Commons Attribution-Share Alike 4.0 International License

International Journal of Education, Vocational and Social Science
https://e-journal.citakonsulindo.or.id/index.php/IJEVSS
E-ISSN : 2963 4954
IJEVSS

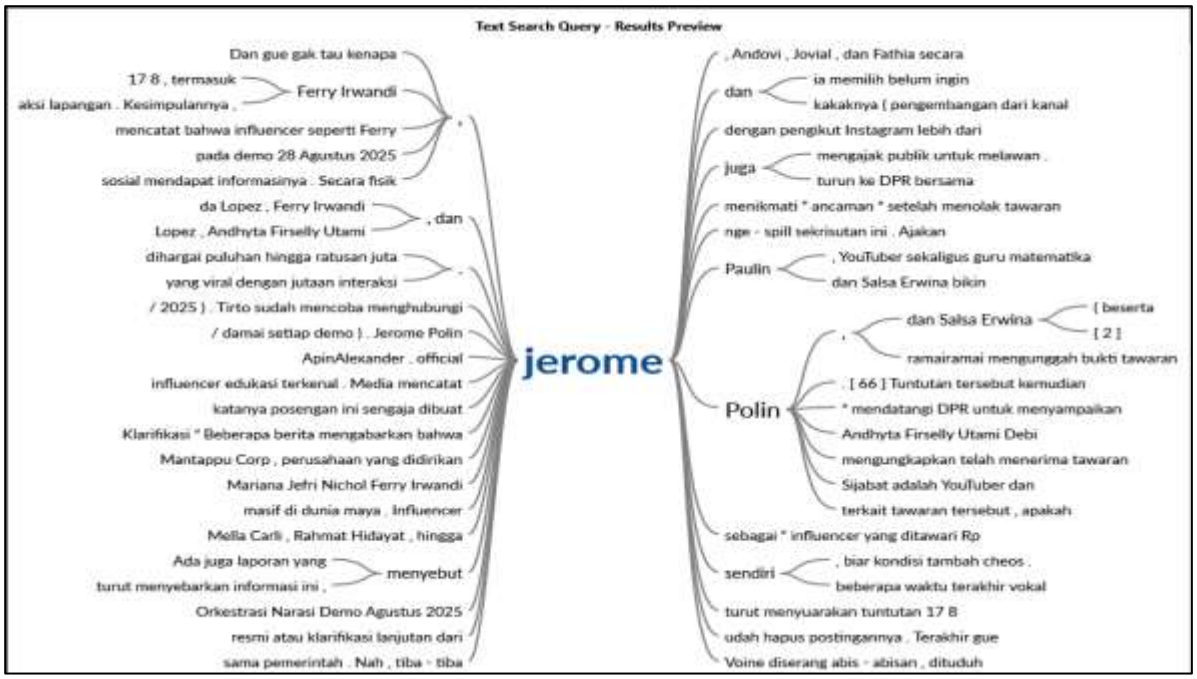

Word Tree 2 Jerome Polin as an influential figure
Source: Processed by researchers (2025)

Based on the Text Search Query (Word Tree) diagram, influencers Jerome Polin and Ferry Irwandi are the two figures most frequently mentioned and the main focus of analysis due to research limitations.

These two influencers play a central role:

1. Ferry Irwandi (Malaka Project) is the strategic driving force who formulated and broadcast the 17+8 Demands, and physically went to the House of Representatives.
2. Jerome Polin was also involved in the 17+8 demands and was present at the DPR. However, he was attacked and accused of being a provocateur or deliberately creating chaos after rejecting an offer.

Then, based on the Text Search Query, the Field Actors (the masses) who were most frequently mentioned and became the main focus of the analysis were students and workers.

Copyright at authors some right reserved this work is licensed under a Creative Commons Attribution-Share Alike 4.0 International License

International Journal of Education, Vocational and Social Science
https://e-journal.citakonsulindo.or.id/index.php/IJEVSS
E-ISSN : 2963 4954
IJEVSS

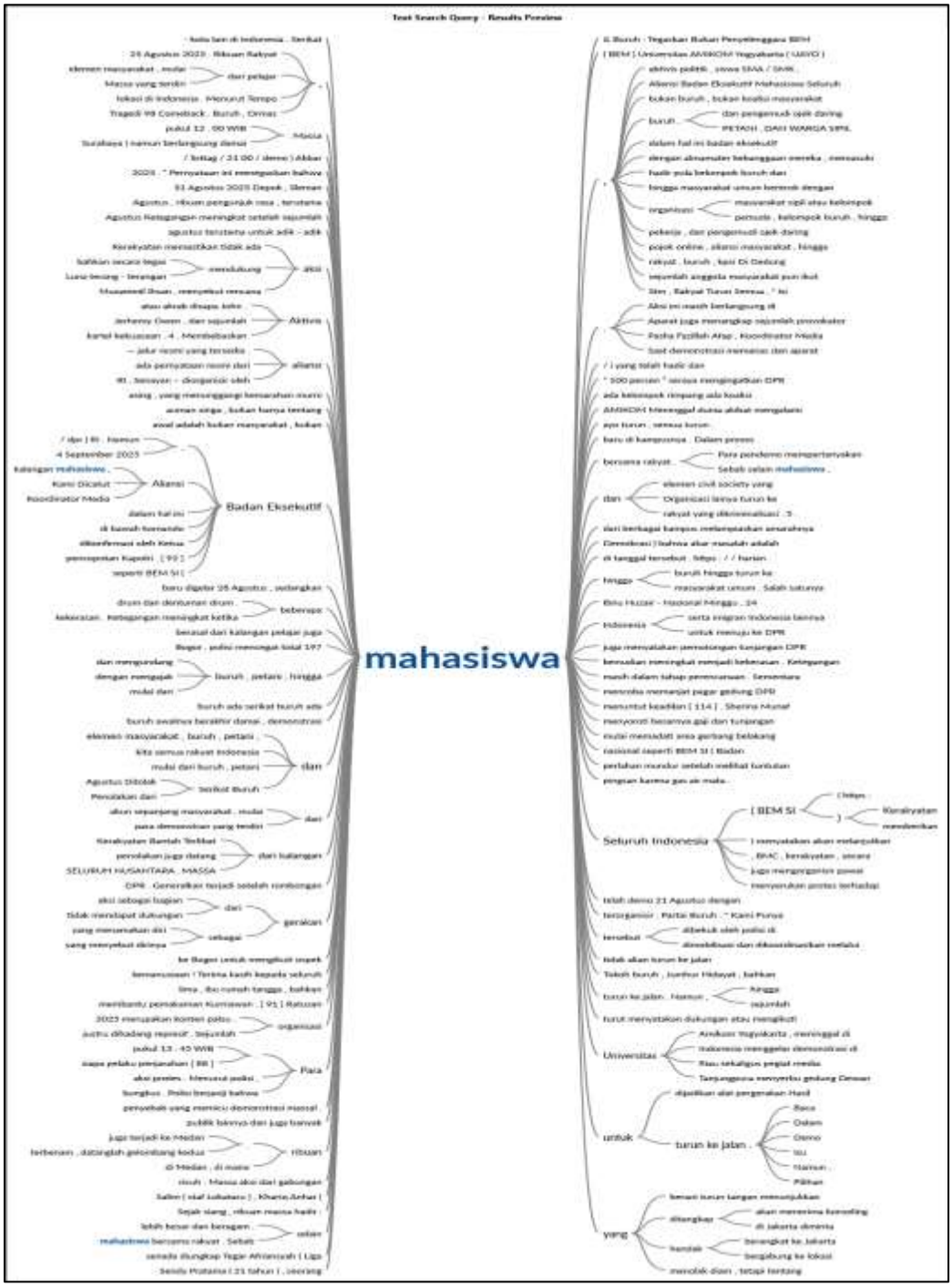

Word Tree 3 Students as anField Actors (Masses)
Source: Processed by researchers (2025)

Copyright at authors some right reserved this work is licensed under a Creative Commons Attribution-Share Alike 4.0 International License

International Journal of Education, Vocational and Social Science
https://e-journal.citakonsulindo.or.id/index.php/IJEVSS
E-ISSN : 2963 4954
IJEVSS

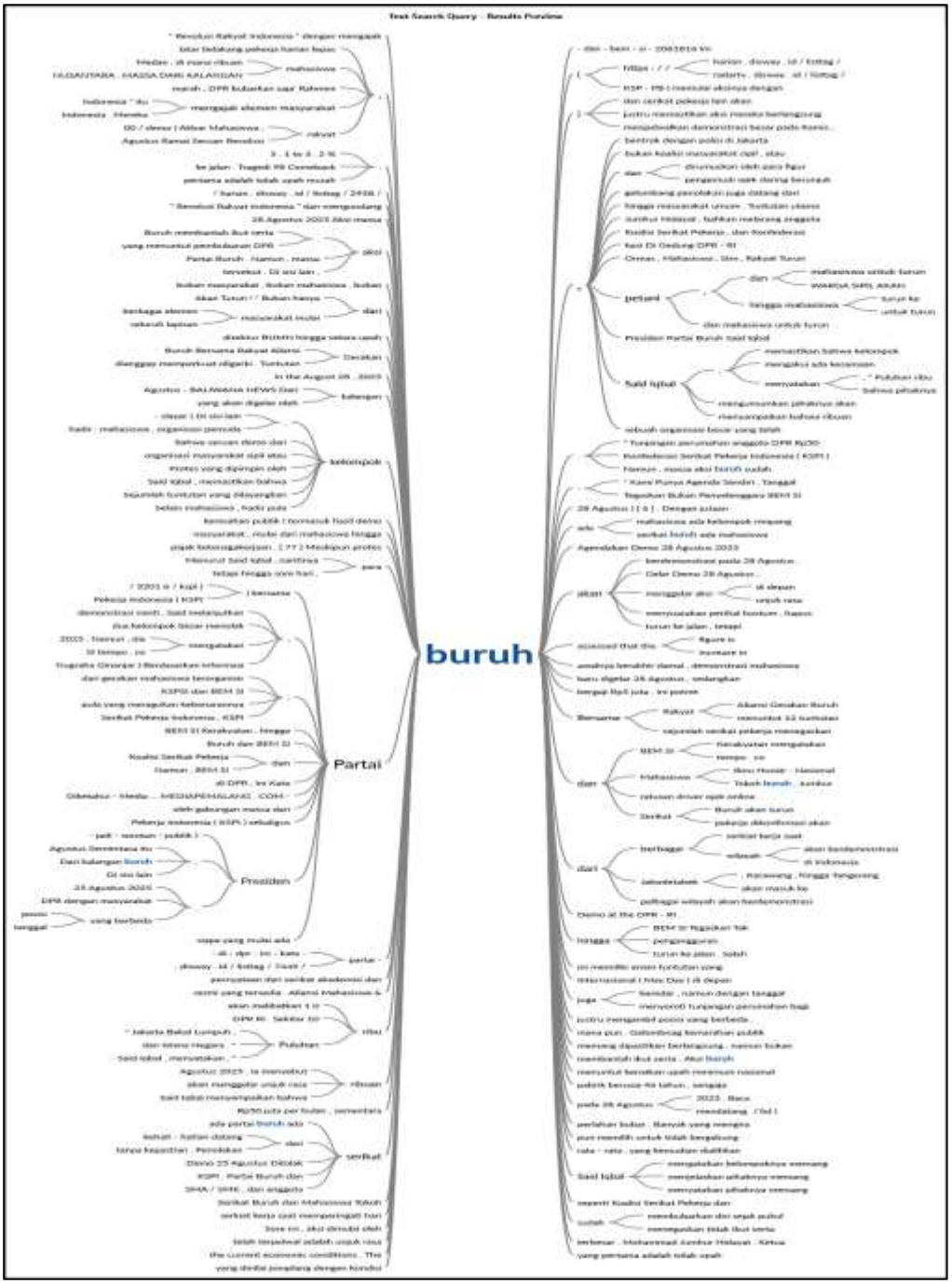

Word Tree 4 Labor as anField Actors (Masses)

Source: Processed by researchers (2025)

Students & Workers: Key Field Actors

Copyright at authors some right reserved this work is licensed under a Creative Commons Attribution-Share Alike 4.0 International License

1. Students: Played a vocal role in sparking conflict, mobilizing the masses (including school students) and highlighting the issue of DPR salaries/allowances.
2. Workers (KSPI): Functioned as an organized mass force promising large-scale action on August 28, playing a key role in giving scale to the field demonstrations.

The most frequently mentioned destructive actors (triggers of unrest) were individuals, but the number of narratives about individuals was not as high as those about students and workers. Accounts such as gejayanmemanggil and sandisahputera called for revolution, but researchers limited their narratives to only those sources that were obtained.

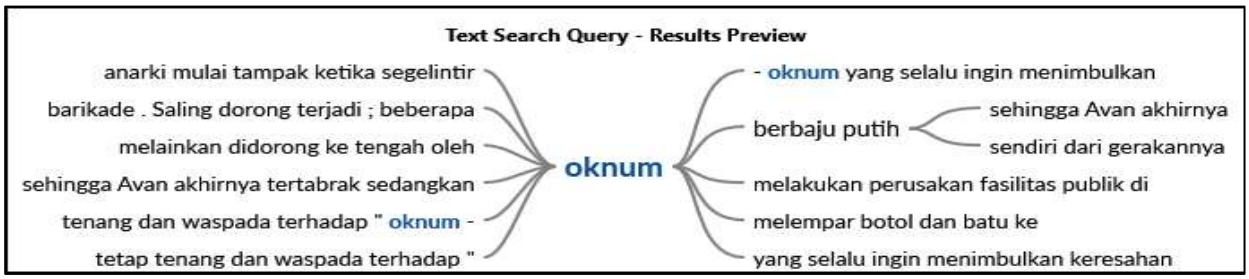

Word Tree 5 Persons (individuals) as anDestructive Actors (Riot Triggers)
Source: Processed by researchers (2025)

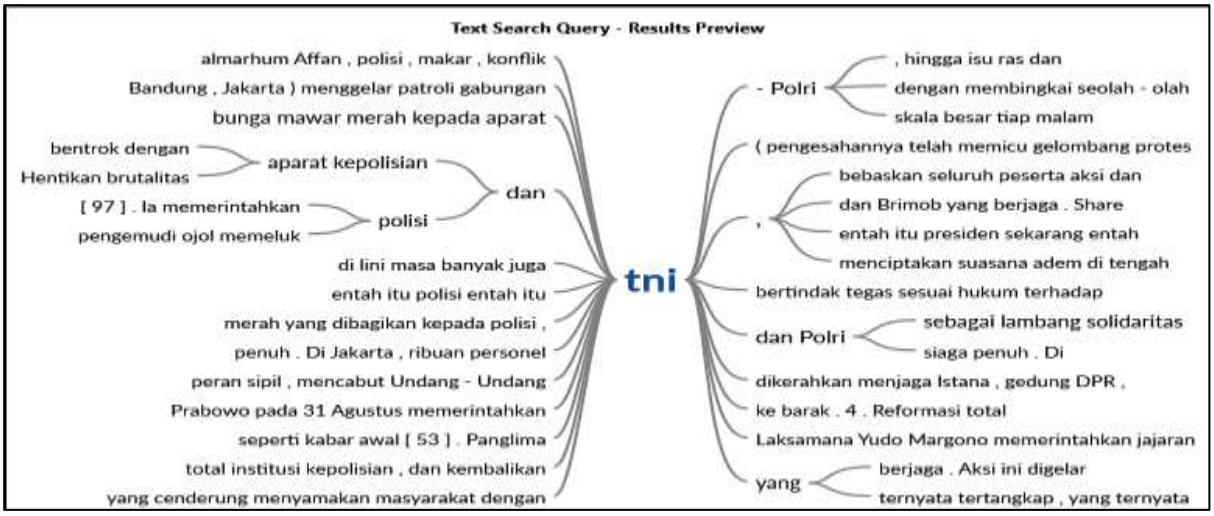

Word Tree 6 TNI (Indonesian National Armed Forces) as anSecurity Actors
Source: Processed by researchers (2025)

Copyright at authors some right reserved this work is licensed under a Creative Commons Attribution-Share Alike 4.0 International License

International Journal of Education, Vocational and Social Science
https://e-journal.citakonsulindo.or.id/index.php/IJEVSS
E-ISSN : 2963 4954
IJEVSS

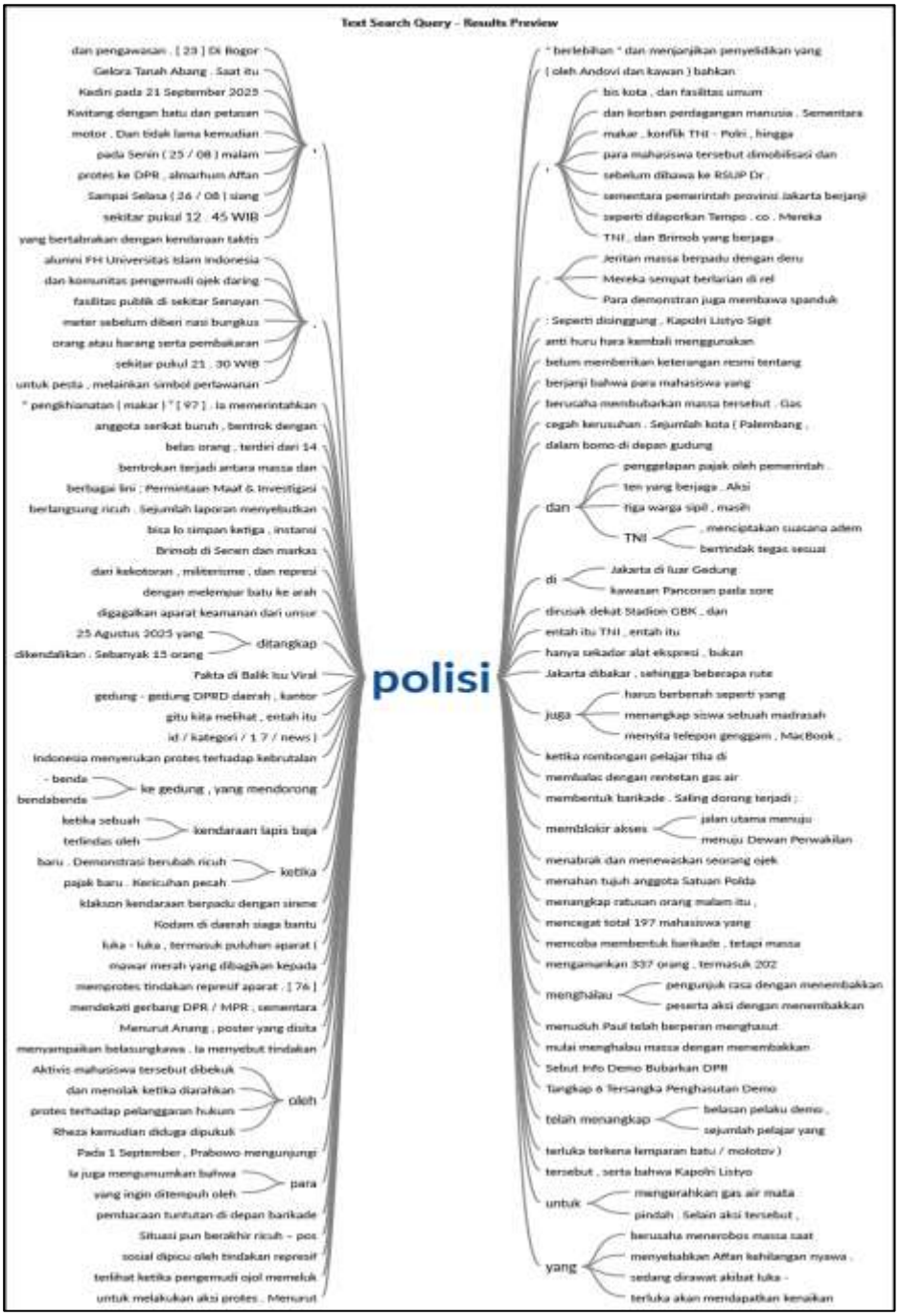

Word Tree 7 Polri (Indonesian National Police) as anSecurity Actors

Source: Processed by researchers (2025)

Students, workers, and the Indonesian National Police are the top three actors based on

Copyright at authors some right reserved this work is licensed under a Creative Commons Attribution-Share Alike 4.0 International License

search queries, demonstrating their active role in the 288 movement. On the other hand, influencers play an important role; their consistent narratives can attract much greater engagement.

Conflict Resolution Model of the 288 Action Movement

This model analyzes conflict solutions using Johan Galtung's Positive Peace (P) and Negative Peace (N) framework, processed through coding in Nvivo software to manage complex narratives. The goal is to find the main focus of solutions that have not been actively implemented.

First Visualization: Narrative Balance (First Donut Image)

The first visualization (the donut image on the far left) shows a balanced distribution between Positive Peace and Negative Peace in narratives circulating on the internet or in the media.

1. Both sides, Positive Peace (P) and Negative Peace (N), have almost equal proportions (approximately 50:50).
2. This is interpreted as a state of Balance (B), where government actions or responses, at least narratively and superficially, are considered balanced according to Galtung's theory. This condition tends not to produce significant impacts and only maintains the status quo or "business as usual" governance.

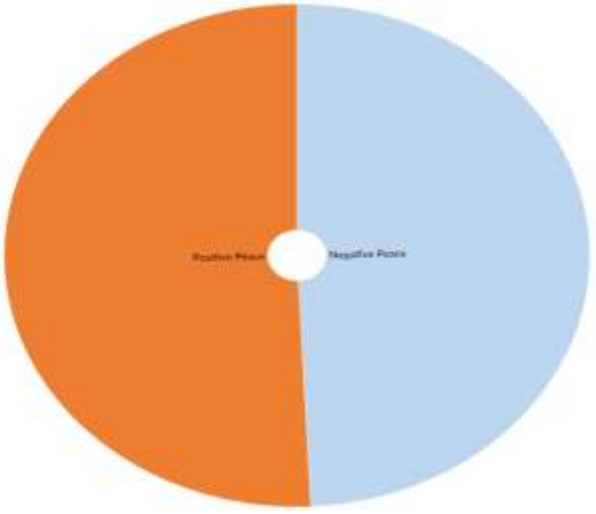

Diagram 7 of positive peace and negative peace policies galtung conflict resolution
Source: Processed by researchers (2025)

Copyright at authors some right reserved this work is licensed under a Creative Commons Attribution-Share Alike 4.0 International License

Second Visualization: Dominance of Negative Impact (Second Radial Image)

The second visualization (radial or sunburst image in the center) presents a more in-depth analysis by considering the actual impact and specific actions rather than just general narratives.

1. After entering codes representing concrete actions and impacts, it can be seen that Negative Peace (N) dominates significantly.
2. The large number of negative actions or narratives (eg, chaotic protests, arrests, unresolved reform issues) weakens the value of (P).
3. The dominance of (N) indicates that the current conditions are driven more by the absence of direct violence (Negative Peace - merely the absence of war/conflict), but structural violence and root issues (Positive Peace) have not been addressed.

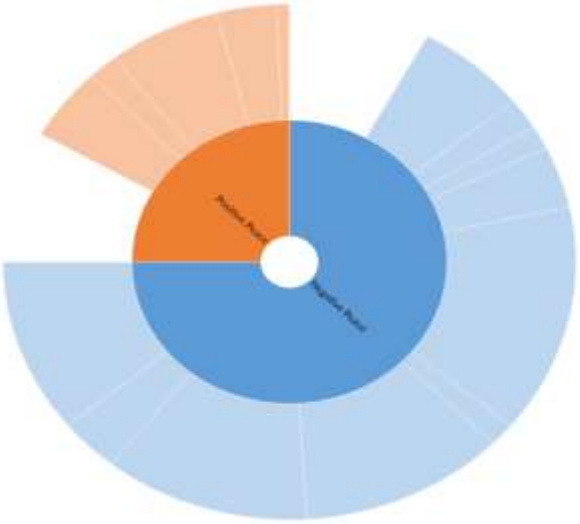

Diagram 8 of positive peace and negative peace After entering codes representing concrete actions and impacts
Source: Processed by researchers (2025)

Third Visualization: Conflict Flow and Solution Model (Flow Chart)

The flow chart (rightmost image) is a model constructed based on Nvivo findings, connecting (P), (N), and (B) with potential outcomes in the field:

Copyright at authors some right reserved this work is licensed under a Creative Commons Attribution-Share Alike 4.0 International License

1. If (B) dominates (narrative balance): The outcome is “Current phenomenon (normal)” or “The government is running as usual.” This is an outcome that has already been felt, but it does not lead to fundamental change.
2. If (N) dominates (many actions and negative impacts): This dominance is linked to the risk of a repeat of the 1998 Reform, where the accumulation of negative issues and the lack of structural problem solving could trigger significant major conflicts, as experienced by the 1998 TGPF Reform.(Andi, 2006).

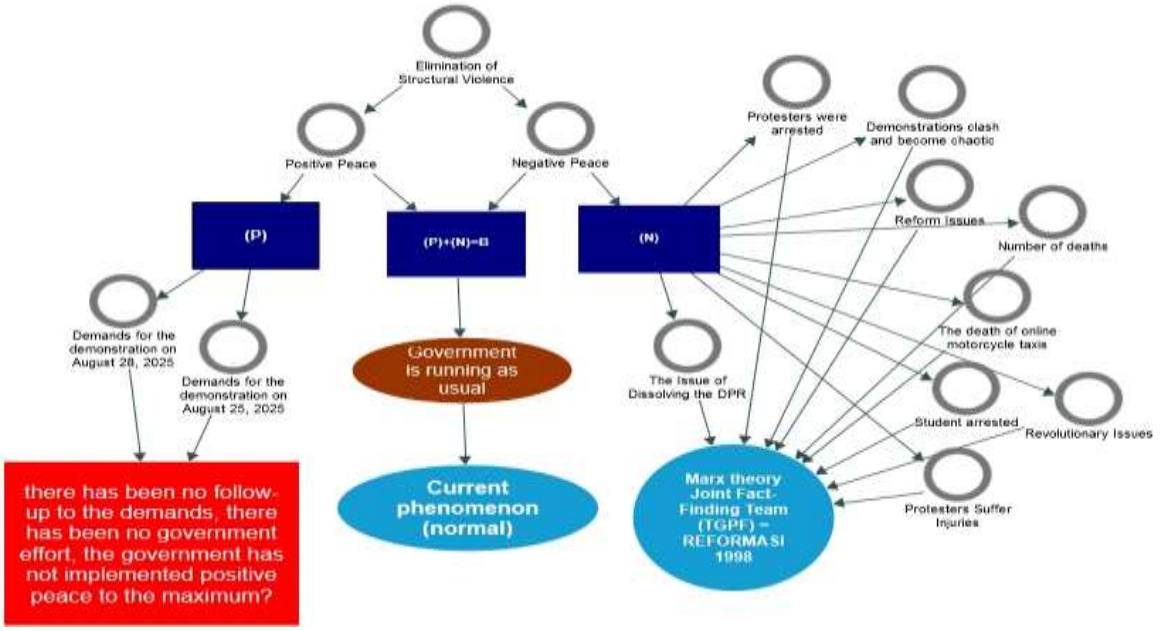

Figure 4 Conflict Resolution Model Map
Source: Processed by researchers (2025)

This model critically highlights that the solution offered by Galtung, namely Positive Peace (P)—which focuses on eliminating Structural Violence and building social justice—has not been fully implemented by the government.

1. The Red Box emphasizes that there has been no follow-up to the demands of the demonstrations and no effort by the government to implement Positive Peace.
2. This is an active narrative that has never been carried out by any organization identified by this model, and it is the main focus that relevant organizations must undertake to break the cycle of conflict and avoid a repeat of the 1998 Reform.

Copyright at authors some right reserved this work is licensed under a Creative Commons Attribution-Share Alike 4.0 International License

This model helps simplify the vast and complex narrative data into a clear focus for action, namely the need for active implementation of Positive Peace (P) to address Structural Violence and ensure that community demands are followed up.

CONCLUSION

This study analyzes the 288 Action Movement using Nvivo analysis, identifying three key points:

1. Main Cause: The trigger for the conflict was the issue of DPR salaries and allowances, which quickly developed into broader demands, particularly the narrative of Revolutionary Issues.
2. Central Actors: The main driving actors were citizen actions and the perpetrators of the demonstration call. In the field, students, workers, and the Indonesian National Police are the most active actors in the narrative. Influencers (such as Ferry Irwandi and Jerome Polin) played an important role as strategic drivers.
3. Conflict Resolution Model (Galtung): The implementation of the government's solution was dominated by Negative Peace (N) (the elimination of direct violence), creating the risk of a repeat of the 1998 Reformation. This model concludes that Positive Peace (P) (elimination of "Structural Violence" and follow-up on demands) has not been fully implemented by the government and is an active solution that must be carried out to break the cycle of conflict.

REFERENCES

Adiputro, A. (2024). PERS RILIS "DPR RI Tidak Efektif dalam Mewakili Rakyat." Ipc.or.Id.

Ahyar, H., Maret, U. S., Andriani, H., Sukmana, D. J., & Mada, U. G. (2020). Buku Metode Penelitian Kualitatif & Kuantitatif (Issue April).

Amnestypedia. (n.d.). Negara harus evaluasi menyeluruh kebijakan yang merugikan rakyat, jangan labeli aksi demonstrasi dengan tuduhan makar dan terorisme. Amnestypedia.

Andi, Y. (2006). TEMUAN TIM GABUNGAN PENCARI FAKTA PERISTIWA KERUSUHAN MEI 1998 (Third).

antaranews.com. (2025). Ekonomi RI alami deflasi 0,08 persen persen pada Agustus 2025. Antaranews.

ERCOŞKUN, B. (2021). On Galtung's Approach to Peace Studies. Lectio Socialis, 5(1), 1–8. https://doi.org/10.47478/lectio.792847

Fadhlan, D. Y. (2025). Usut Tuduhan Makar dalam Aksi Demo, BEM UI Tuntut Pembentukan Tim Investigasi Independen. Www.Metrotvnews.Com.

Copyright at authors some right reserved this work is licensed under a Creative Commons Attribution-Share Alike 4.0 International License

Gatot, W., Putu, N. M., Resista, V., Januar, A. Z., & Dewi, L. (2022). METODE RISET BERBASIS DIGITAL: PENELITIAN PASCA PANDEMI. CV. MEDIA SAINS INDONESIA.

Komnas Perempuan. (2025). Siaran Pers Sikap Lembaga Nasional Hak Asasi Manusia terhadap Aksi Demonstrasi di Berbagai Daerah di Indonesia dan Penanganannya. Komnas Perempuan.

Lederach, J. P. (2016). The Little Book of Restorative Justice, by Howard Zehr The Little Book of Conflict Transformation. In Educacao e Sociedade (Vol. 1, Issue 1).

Mardiansyah, W. (2025). Ruang Aspirasi Nusantara Digagas Jadi Forum Dialog Rutin Rakyat dengan Wakilnya. Www.Metrotvnews.Com.

Sonya, P., Kusumadewi, D., Puspitaloka, C. D., Juniyanti, C. L., Univesity, I. P. B., Purnomo, H., & Tarigan, C. S. D. (n.d.). Modul Aplikasi Analisis Jaringan Sosial dan Analisis Data Kualitatif.

Suharto. (2025). Dampak Kericuhan Demonstrasi Terhadap Kehidupan Bernegara. Marinews.

Yaputra, H. (2025). Hendropriyono Tuduh Pihak Asing di Balik Demo DPR. Tempo.

Zein, Z. M. (2025). Kritik terhadap Kinerja DPR RI: Dinamika Kekuasaan dan Pengawasan. Editorialbogor.Com.

Copyright at authors some right reserved this work is licensed under a Creative Commons Attribution-Share Alike 4.0 International License